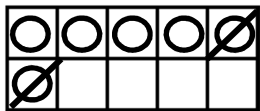


Prénom :

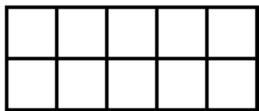
Date :

LA SOUSTRACTION


1- Observe l'exemple et complète.



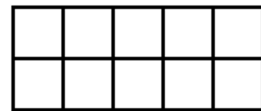
$6 - 2 = 4$



$4 - 1 = \dots$



$10 - 3 = \dots$



$7 - 5 = \dots$

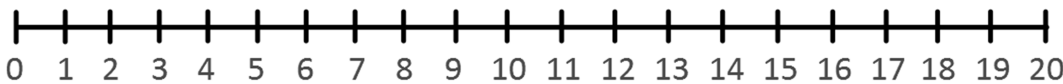
2- Calcule avec la méthode des bonds.



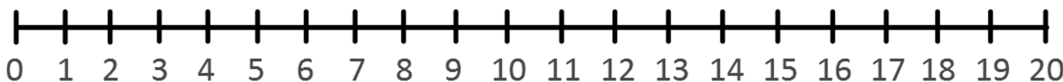
$12 - 5 = 7$



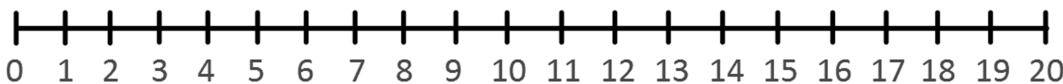
$9 - 6 = \dots$



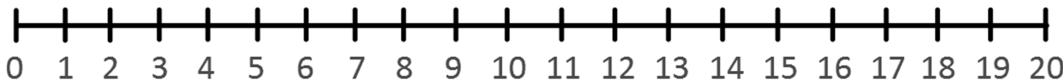
$17 - 4 = \dots$



$14 - 8 = \dots$



$20 - 7 = \dots$



3- Barre les soustractions impossibles.

~~$4 - 6$~~

$10 - 7$

$5 - 9$

$3 - 10$

$6 - 1$

$8 - 0$

$7 - 13$

$12 - 9$

$11 - 11$

$0 - 6$

4- Écris les résultats des soustractions.

$8 - 4 = \dots$

$12 - 5 = \dots$

$7 - 0 = \dots$

$10 - 8 = \dots$



$15 - 4 = \dots$

$11 - 3 = \dots$

$14 - 6 = \dots$

$19 - 3 = \dots$

RÉVISIONS Écris en chiffres ou en lettres.

53: 40: trente-neuf: quatorze: